

WHOLESALE BEVEL & EDGE LTD.

11831 152 STREET
EDMONTON, AB T5V 1G4
PH: 780-455-0652 FAX: 780-455-0649
EMAIL: bevledge@telus.net
www.wholesalebevelandedge.com

PROFILES



MITRE 1 – 45° (5MM – 19MM)




CHAMFER (5MM – 19MM)




BEVEL ½" – 1 ½" (5MM – 19MM)




FLAT POLISH (5MM – 19MM)



PENCIL POLISH (5MM – 19MM)



BULLNOSE (10MM-19MM)



OGEE (12MM – 19MM)



WATERFALL (12MM – 19MM)

NO FABRICATION OR TEMPERING ON CUSTOMER'S OWN GLASS